

# MITJET SERIES

## SPA EURO RACE 2014

### FREE PRACTICE

#### Classification


Nr.	Drivers	Team	Car	Cl	Time	Lap	Total	Gap	Kph
1	3 J. DAYRAUT	ARCTIC RACING		ST	2:33.778	14	14	-	164.0
2	92 R. BASSO / T. TBA	BM92		ST	2:33.877	11	17	+0.099	163.9
3	7 R. SERVOL	CAP LIBERTE		ST	2:34.407	11	18	+0.629	163.3
4	11 G. RAYMONDIS	ACOM		ST	2:35.898	10	16	+2.120	161.7
5	2 O. PERNAUT / J. LANCTUIT	VIP CHALLENGE		ST	2:36.216	15	17	+2.438	161.4
6	46 S. BAILLY / G. DE NARDA	NO LIMIT		ST	2:36.339	8	19	+2.561	161.3
7	56 J. EMERIC	JB EMERIC		ST	2:37.241	11	20	+3.463	160.4
8	23 L. RICHARD	BM92		ST	2:37.685	15	15	+3.907	159.9
9	101 R. WALLGREN / B. CASADIO TASTU	AGS EVENTS		ST	2:39.973	15	16	+6.195	157.6
10	4 C. BOTTEMANNE / S. BOTTEMANNE	NO LIMIT		ST	2:40.921	7	9	+7.143	156.7
11	1 D. MAXIM	VIP CHALLENGE		ST	2:41.179	8	15	+7.401	156.4
12	19 A. BORDAS	BORDAS		ST	2:43.617	11	17	+9.839	154.1
13	30 G. DRIOT / S. WARSON	CLASSIC & MODERN RACING		ST	2:45.111	18	18	+11.333	152.7
14	13 R. RICCI	SKR		M2L	2:49.106	11	13	+15.328	149.1
15	100 C. CARRIERE	AGS EVENTS		M2L	2:49.114	15	16	+15.336	149.1
16	78 S. GEORGE	NO LIMIT		M2L	2:49.584	4	6	+15.806	148.7
17	9 N. GOMAR / S. BARBUSSE	AGS EVENTS		M2L	2:50.446	10	11	+16.668	147.9
18	55 H. MARTINET / F. PEYRI	MARTINET RACING		M2L	2:50.487	4	16	+16.709	147.9
19	40 O. DESRAYAUD	AGS EVENTS		M2L	2:50.541	6	12	+16.763	147.8
20	68 Y. EHRLACHER	MULLER RACING		M2L	2:50.644	12	17	+16.866	147.8
21	133 S. SERENZHENKOV	ARCTIC RACING		M2L	2:50.931	13	18	+17.153	147.5
22	8 M. DAMIANI	AGS EVENTS		M2L	2:50.954	7	15	+17.176	147.5
23	21 F. HERBERT / C. SAGNE	AGS EVENTS		M2L	2:51.217	13	16	+17.439	147.3
24	197 P. JANKAVICIUS	ARCTIC RACING		M2L	2:51.294	14	19	+17.516	147.2
25	32 G. RAYNAUD / J. PALACIN	J2F		M2L	2:51.509	7	18	+17.731	147.0
26	79 L. NAUROY	AGS EVENTS		M2L	2:51.904	8	14	+18.126	146.7
27	110 B. CASADIO TASTU / R. WALLGREN	AGS EVENTS		M2L	2:52.009	6	14	+18.231	146.6
28	90 H. TERRIER / E. HERR	NO LIMIT		M2L	2:52.877	8	16	+19.099	145.9
29	10 J. LAMBERT	BM92		M2L	2:52.902	6	9	+19.124	145.8
30	61 J. GRENIER / J. BRU	BM92		M2L	2:53.113	12	17	+19.335	145.7
31	5 A. MAYOROV	VIP CHALLENGE		M2L	2:53.117	4	11	+19.339	145.6
32	64 G. BARBOSA FERREIRA / F. BOERI	MULLER RACING		M2L	2:53.596	11	14	+19.818	145.2
33	94 O. FOUILLAT	SMB		M2L	2:54.001	12	18	+20.223	144.9
34	41 T. MALHOMME / A. ROGER	VIP CHALLENGE		M2L	2:54.371	12	16	+20.593	144.6
35	12 A. CARRISI / J. PAPAUX	CARDECO RACING		M2L	2:54.904	15	19	+21.126	144.2
36	71 C. GILTAIRE	SKR		M2L	2:55.374	6	9	+21.596	143.8
37	111 M. MAKAROVSKIY	ARCTIC RACING		M2L	2:55.594	10	13	+21.816	143.6
38	28 A. FISCHER / P. LHOSTE	VIP CHALLENGE		M2L	2:56.964	18	19	+23.186	142.5
39	166 S. YAROVY	ARCTIC RACING		M2L	2:56.993	12	17	+23.215	142.5
40	53 J. PLEUVRY	MULLER RACING		M2L	2:57.855	13	15	+24.077	141.8
41	117 S. EGOROV	ARCTIC RACING		M2L	2:58.093	3	14	+24.315	141.6
42	97 A. JUNG	MULLER RACING		M2L	2:58.943	2	6	+25.165	140.9
43	54 P. DURST / C. DURST	NO LIMIT		M2L	2:59.943	16	16	+26.165	140.1
44	177 I. MURAYLEV	ARCTIC RACING		M2L	3:00.845	16	16	+27.067	139.4
45	6 P. LHOSTE / C. GOUMAZ	MULLER RACING		ST	3:02.980	2	2	+29.202	137.8
46	22 T. TBA	VIP CHALLENGE		M2L					
47	27 M. BLANCHEMAIN	SKR		ST					
48	77 B. LAGIER	NO LIMIT		ST			1		
49	89 D. DUMAINE / N. GOMAR	AGS EVENTS		ST					

**Fastest Lap** Lap 14 Jean-Philippe DAYRAUT 2:33.778 164.0 Kph

Published at: .....

Track Status: **DRY**

Race Director:	Timekeeper:
----------------	-------------



## MITJET SERIES

### SPA EURO RACE 2014

### FREE PRACTICE

### Classification by Class

Nr. Drivers	Team	Car	Time	Lap	Total	Gap	Kph
<b>M2L</b>							
1 13 R. RICCI	SKR		2:49.106	11	13		149.1
2 100 C. CARRIERE	AGS EVENTS		2:49.114	15	16	+0.008	149.1
3 78 S. GEORGE	NO LIMIT		2:49.584	4	6	+0.478	148.7
4 9 N. GOMAR / S. BARBUSSE	AGS EVENTS		2:50.446	10	11	+1.340	147.9
5 55 H. MARTINET / F. PEYRI	MARTINET RACING		2:50.487	4	16	+1.381	147.9
6 40 O. DESRAYAUD	AGS EVENTS		2:50.541	6	12	+1.435	147.8
7 68 Y. EHRLACHER	MULLER RACING		2:50.644	12	17	+1.538	147.8
8 133 S. SERENZHENKOV	ARCTIC RACING		2:50.931	13	18	+1.825	147.5
9 8 M. DAMIANI	AGS EVENTS		2:50.954	7	15	+1.848	147.5
10 21 F. HERBERT / C. SAGNE	AGS EVENTS		2:51.217	13	16	+2.111	147.3
11 197 P. JANKAVICIUS	ARCTIC RACING		2:51.294	14	19	+2.188	147.2
12 32 G. RAYNAUD / J. PALACIN	J2F		2:51.509	7	18	+2.403	147.0
13 79 L. NAUROY	AGS EVENTS		2:51.904	8	14	+2.798	146.7
14 110 B. CASADIO TASTU / R. WALLGREN	AGS EVENTS		2:52.009	6	14	+2.903	146.6
15 90 H. TERRIER / E. HERR	NO LIMIT		2:52.877	8	16	+3.771	145.9
16 10 J. LAMBERT	BM92		2:52.902	6	9	+3.796	145.8
17 61 J. GRENIER / J. BRU	BM92		2:53.113	12	17	+4.007	145.7
18 5 A. MAYOROV	VIP CHALLENGE		2:53.117	4	11	+4.011	145.6
19 64 G. BARBOSA FERREIRA / F. BOERI	MULLER RACING		2:53.596	11	14	+4.490	145.2
20 94 O. FOUILLAT	SMB		2:54.001	12	18	+4.895	144.9
21 41 T. MALHOMME / A. ROGER	VIP CHALLENGE		2:54.371	12	16	+5.265	144.6
22 12 A. CARRISI / J. PAPAUX	CARDECO RACING		2:54.904	15	19	+5.798	144.2
23 71 C. GILTAIRE	SKR		2:55.374	6	9	+6.268	143.8
24 111 M. MAKAROVSKIY	ARCTIC RACING		2:55.594	10	13	+6.488	143.6
25 28 A. FISCHER / P. LHOSTE	VIP CHALLENGE		2:56.964	18	19	+7.858	142.5
26 166 S. YAROVY	ARCTIC RACING		2:56.993	12	17	+7.887	142.5
27 53 J. PLEUVRY	MULLER RACING		2:57.855	13	15	+8.749	141.8
28 117 S. EGOROV	ARCTIC RACING		2:58.093	3	14	+8.987	141.6
29 97 A. JUNG	MULLER RACING		2:58.943	2	6	+9.837	140.9
30 54 P. DURST / C. DURST	NO LIMIT		2:59.943	16	16	+10.837	140.1
31 177 I. MURAVLEV	ARCTIC RACING		3:00.845	16	16	+11.739	139.4
32 22 T. TBA	VIP CHALLENGE						
<b>ST</b>							
1 3 J. DAYRAUT	ARCTIC RACING		2:33.778	14	14		164.0
2 92 R. BASSO / T. TBA	BM92		2:33.877	11	17	+0.099	163.9
3 7 R. SERVOL	CAP LIBERTE		2:34.407	11	18	+0.629	163.3
4 11 G. RAYMONDIS	ACOM		2:35.898	10	16	+2.120	161.7
5 2 O. PERNAUT / J. LANCTUIT	VIP CHALLENGE		2:36.216	15	17	+2.438	161.4
6 46 S. BAILLY / G. DE NARDA	NO LIMIT		2:36.339	8	19	+2.561	161.3
7 56 J. EMERIC	JB EMERIC		2:37.241	11	20	+3.463	160.4
8 23 L. RICHARD	BM92		2:37.685	15	15	+3.907	159.9
9 101 R. WALLGREN / B. CASADIO TASTU	AGS EVENTS		2:39.973	15	16	+6.195	157.6
10 4 C. BOTTEMANNE / S. BOTTEMANNE	NO LIMIT		2:40.921	7	9	+7.143	156.7
11 1 D. MAXIM	VIP CHALLENGE		2:41.179	8	15	+7.401	156.4
12 19 A. BORDAS	BORDAS		2:43.617	11	17	+9.839	154.1
13 30 G. DRIOT / S. WARSON	CLASSIC & MODERN RACING		2:45.111	18	18	+11.333	152.7
14 6 P. LHOSTE / C. GOUMAZ	MULLER RACING		3:02.980	2	2	+29.202	137.8
15 27 M. BLANCHEMAIN	SKR						
16 77 B. LAGIER	NO LIMIT				1		
17 89 D. DUMAINE / N. GOMAR	AGS EVENTS						


Published at: .....

Track Status:

**DRY**

Stewards:

Timekeeper:




## MITJET SERIES

### SPA EURO RACE 2014

### FREE PRACTICE

### Best Sector Times


SECTOR 1			SECTOR 2			SECTOR 3						
Pos	Driver	Time	Driver	Time	Driver	Time	Pos	Team	Cl	Ideal Lap	Best Lap	
1	56 J.EMERIC	44.806	3 J.DAYRAUT	1:08.878	92 R.BASSO	39.250	1	92 BM92	ST	2'33.403	2:33.877	(2)
2	3 J.DAYRAUT	44.851	7 R.SERVOL	1:08.967	3 J.DAYRAUT	39.705	2	3 ARCTIC RACING	ST	2'33.434	2:33.778	(1)
3	92 R.BASSO	44.855	92 R.BASSO	1:09.298	11 G.RAYMONDIS	39.923	3	7 CAP LIBERTE	ST	2'33.916	2:34.407	(3)
4	7 R.SERVOL	45.023	2 O.PERNAUT	1:10.215	7 R.SERVOL	39.926	4	2 VIP CHALLENGE	ST	2'35.672	2:36.216	(5)
5	46 S.BAILLY	45.128	11 G.RAYMONDIS	1:10.584	56 J.EMERIC	40.093	5	11 ACOM	ST	2'35.706	2:35.898	(4)
6	11 G.RAYMONDIS	45.199	46 S.BAILLY	1:10.782	46 S.BAILLY	40.163	6	56 JB EMERIC	ST	2'35.915	2:37.241	(7)
7	2 O.PERNAUT	45.220	56 J.EMERIC	1:11.016	2 O.PERNAUT	40.237	7	46 NO LIMIT	ST	2'36.073	2:36.339	(6)
8	23 L.RICHARD	45.726	23 L.RICHARD	1:11.027	23 L.RICHARD	40.565	8	23 BM92	ST	2'37.318	2:37.685	(8)
9	4 C.BOTTEMANNE	45.809	1 D.MAXIM	1:11.745	4 C.BOTTEMANNE	41.106	9	4 NO LIMIT	ST	2'38.822	2:40.921	(10)
10	101 R.WALLGREN	46.522	4 C.BOTTEMANNE	1:11.907	101 R.WALLGREN	41.119	10	101 AGS EVENTS	ST	2'39.903	2:39.973	(9)
11	19 A.BORDAS	46.798	101 R.WALLGREN	1:12.262	1 D.MAXIM	41.418	11	1 VIP CHALLENGE	ST	2'40.216	2:41.179	(11)
12	30 G.DRIOT	46.940	19 A.BORDAS	1:13.564	19 A.BORDAS	41.597	12	19 BORDAS	ST	2'41.959	2:43.617	(12)
13	1 D.MAXIM	47.053	30 G.DRIOT	1:14.843	30 G.DRIOT	42.848	13	30 CLASSIC & MODERN RACING	ST	2'44.631	2:45.111	(13)
14	197 P.JANKAVICIUS	49.187	9 N.GOMAR	1:15.196	100 C.CARRIERE	43.257	14	13 SKR	M2L	2'48.755	2:49.106	(14)
15	13 R.RICCI	49.250	8 M.DAMIANI	1:15.475	9 N.GOMAR	43.547	15	100 AGS EVENTS	M2L	2'48.996	2:49.114	(15)
16	79 L.NAUROY	49.314	13 R.RICCI	1:15.903	13 R.RICCI	43.602	16	9 AGS EVENTS	M2L	2'49.334	2:50.446	(17)
17	133 S.SERENZHENKOV	49.431	78 S.GEORGE	1:15.955	68 Y.EHRLACHER	43.721	17	78 NO LIMIT	M2L	2'49.554	2:49.584	(16)
18	68 Y.EHRLACHER	49.487	100 C.CARRIERE	1:16.090	40 O.DESRAYAUD	43.849	18	8 AGS EVENTS	M2L	2'49.750	2:50.954	(22)
19	100 C.CARRIERE	49.649	40 O.DESRAYAUD	1:16.224	78 S.GEORGE	43.943	19	68 MULLER RACING	M2L	2'49.907	2:50.644	(20)
20	78 S.GEORGE	49.656	55 H.MARTINET	1:16.436	8 M.DAMIANI	43.960	20	79 AGS EVENTS	M2L	2'49.933	2:51.904	(26)
21	55 H.MARTINET	49.713	79 L.NAUROY	1:16.478	21 F.HERBERT	43.973	21	40 AGS EVENTS	M2L	2'49.972	2:50.541	(19)
22	32 G.RAYNAUD	49.897	133 S.SERENZHENKOV	1:16.644	32 G.RAYNAUD	43.998	22	55 MARTINET RACING	M2L	2'50.194	2:50.487	(18)
23	40 O.DESRAYAUD	49.899	110 B.CASADIO TASTU	1:16.690	55 H.MARTINET	44.045	23	133 ARCTIC RACING	M2L	2'50.339	2:50.931	(21)
24	21 F.HERBERT	50.047	68 Y.EHRLACHER	1:16.699	79 L.NAUROY	44.141	24	32 J2F	M2L	2'50.599	2:51.509	(25)
25	5 A.MAYOROV	50.088	32 G.RAYNAUD	1:16.704	110 B.CASADIO TASTU	44.148	25	197 ARCTIC RACING	M2L	2'50.621	2:51.294	(24)
26	90 H.TERRIER	50.237	21 F.HERBERT	1:16.712	197 P.JANKAVICIUS	44.192	26	21 AGS EVENTS	M2L	2'50.732	2:51.217	(23)
27	111 M.MAKAROVSKIY	50.261	90 H.TERRIER	1:16.880	133 S.SERENZHENKOV	44.264	27	110 AGS EVENTS	M2L	2'51.466	2:52.009	(27)
28	8 M.DAMIANI	50.315	197 P.JANKAVICIUS	1:17.242	61 J.GRENIER	44.270	28	90 NO LIMIT	M2L	2'51.502	2:52.877	(28)
29	61 J.GRENIER	50.487	5 A.MAYOROV	1:17.271	5 A.MAYOROV	44.289	29	5 VIP CHALLENGE	M2L	2'51.648	2:53.117	(31)
30	10 J.LAMBERT	50.522	64 G.BARBOSA FERREIRA	1:17.366	90 H.TERRIER	44.385	30	10 BM92	M2L	2'52.604	2:52.902	(29)
31	28 A.FISCHER	50.583	10 J.LAMBERT	1:17.444	94 O.FOULLAT	44.390	31	61 BM92	M2L	2'52.681	2:53.113	(30)
32	9 N.GOMAR	50.591	41 T.MALHOMME	1:17.632	64 G.BARBOSA FERREIRA	44.557	32	94 SMB	M2L	2'52.823	2:54.001	(33)
33	110 B.CASADIO TASTU	50.628	94 O.FOULLAT	1:17.780	10 J.LAMBERT	44.638	33	64 MULLER RACING	M2L	2'53.002	2:53.596	(32)
34	94 O.FOULLAT	50.653	71 C.GILTAIRE	1:17.894	12 A.CARRISI	44.767	34	41 VIP CHALLENGE	M2L	2'53.146	2:54.371	(34)
35	41 T.MALHOMME	50.675	61 J.GRENIER	1:17.924	41 T.MALHOMME	44.839	35	12 CARDECO RACING	M2L	2'54.166	2:54.904	(35)
36	12 A.CARRISI	51.062	12 A.CARRISI	1:18.337	28 A.FISCHER	44.922	36	28 VIP CHALLENGE	M2L	2'54.696	2:56.964	(38)
37	64 G.BARBOSA FERREIRA	51.079	97 A.JUNG	1:18.732	111 M.MAKAROVSKIY	45.032	37	111 ARCTIC RACING	M2L	2'54.697	2:55.594	(37)
38	166 S.YAROVVOY	51.202	28 A.FISCHER	1:19.191	53 J.PLEUVRY	45.264	38	71 SKR	M2L	2'55.147	2:55.374	(36)
39	117 S.EGOROV	51.417	111 M.MAKAROVSKIY	1:19.404	166 S.YAROVVOY	45.473	39	166 ARCTIC RACING	M2L	2'56.240	2:56.993	(39)
40	71 C.GILTAIRE	51.473	166 S.YAROVVOY	1:19.565	71 C.GILTAIRE	45.780	40	53 MULLER RACING	M2L	2'56.982	2:57.855	(40)
41	53 J.PLEUVRY	51.911	117 S.EGOROV	1:19.742	117 S.EGOROV	45.962	41	117 ARCTIC RACING	M2L	2'57.121	2:58.093	(41)
42	177 I.MURAVLEV	51.954	53 J.PLEUVRY	1:19.807	177 I.MURAVLEV	46.132	42	54 NO LIMIT	M2L	2'58.302	2:59.943	(43)
43	54 P.DURST	51.986	54 P.DURST	1:20.183	54 P.DURST	46.133	43	97 MULLER RACING	M2L	2'58.943	2:58.943	(42)
44	6 P.LHOSTE	52.160	6 P.LHOSTE	1:20.274	97 A.JUNG	46.580	44	6 MULLER RACING	ST	2'59.667	3:02.980	(45)
45	97 A.JUNG	53.631	177 I.MURAVLEV	1:21.723	6 P.LHOSTE	47.233	45	177 ARCTIC RACING	M2L	2'59.809	3:00.845	(44)



# MITJET SERIES SPA EURO RACE 2014 FREE PRACTICE

## Fastest Lap Sequence

Practice Time	Team	Car	Class	Driver	Time	Kph	Lap
5:26.797	56 JB EMERIC		ST	Jean EMERIC	2:39.592	158.0	2
5:27.060	11 ACOM		ST	Gregor RAYMONDIS	2:38.739	158.8	2
8:04.543	11 ACOM		ST	Gregor RAYMONDIS	2:37.483	160.1	3
9:09.049	7 CAP LIBERTE		ST	Rudy SERVOL	2:35.996	161.6	3
23:07.046	92 BM92		ST	Ronald BASSO	2:34.909	162.8	6
30:43.105	3 ARCTIC RACING		ST	Jean-Philippe DAYRAUT	2:34.603	163.1	7
35:52.267	3 ARCTIC RACING		ST	Jean-Philippe DAYRAUT	2:34.274	163.4	9
38:26.281	3 ARCTIC RACING		ST	Jean-Philippe DAYRAUT	2:34.014	163.7	10
39:36.662	92 BM92		ST	Ronald BASSO	2:33.877	163.9	11
1:00:52.065	3 ARCTIC RACING		ST	Jean-Philippe DAYRAUT	2:33.778	164.0	14



## MITJET SERIES


### SPA EURO RACE 2014

### FREE PRACTICE

### Analysis

Personal Best Session Best B Crossing the finish line in pit lane

Lap	D	Time	Sector 1	Sector 2	Sector 3	Kph	Elapsed	Lap	D	Time	Sector 1	Sector 2	Sector 3	Kph	Elapsed
<b>1</b> <b>VIP CHALLENGE</b> 1.Dmitrienko MAXIM ST								<b>4</b> <b>NO LIMIT</b> 1.Christian BOTTEMANNE ST 2.Sacha BOTTEMANNE							
1	1	3:14.489	1:08.947	1:21.054	44.488	129.6	3:14.489	1	1	8:43.922	6:44.869	1:16.862	42.191	48.1	8:43.922
2	1	3:05.444 B	53.897	1:18.566	52.981	136.0	6:19.933	2	1	2:42.636	47.467	1:12.546	42.623	155.0	11:26.558
3	1	9:21.521 B	6:21.420	1:49.352	1:10.749	44.9	15:41.454	3	1	2:57.237 B	46.757	1:13.917	56.563	142.3	14:23.795
4	1	8:21.663	6:25.313	1:13.633	42.717	50.3	24:03.117	4	1	12:01.644	...	1:12.422	41.315	34.9	26:25.439
5	1	2:42.106	47.586	1:12.731	41.789	155.5	26:45.223	5	1	2:43.558	47.906	1:13.720	41.932	154.2	29:08.997
6	1	2:43.078	47.613	1:12.496	42.969	154.6	29:28.301	6	1	2:42.336	47.204	1:13.341	41.791	155.3	31:51.333
7	1	2:42.742	48.355	1:12.395	41.992	154.9	32:11.043	7	1	2:40.921	46.808	1:11.907	42.206	156.7	34:32.254
8	1	2:41.179	47.550	1:11.745	41.884	156.4	34:52.222	8	1	2:51.779 B	46.781	1:14.230	50.768	146.8	37:24.033
9	1	2:42.354	48.318	1:12.474	41.562	155.3	37:34.576	9	1	7:34.049	5:40.198	1:12.745	41.106	55.5	44:58.082
10	1	2:42.510	47.818	1:13.274	41.418	155.2	40:17.086	<b>5</b> <b>VIP CHALLENGE</b> 1.Alexey MAYOROV M2L							
11	1	3:00.289 B	47.445	1:13.182	59.662	139.9	43:17.375	1	1	4:03.526	1:49.478	1:25.520	48.528	103.5	4:03.526
12	1	3:52.181	1:47.881	1:22.338	41.962	108.6	47:09.556	2	1	3:00.263	53.020	1:20.612	46.631	139.9	7:03.789
13	1	2:42.314	47.244	1:13.282	41.788	155.3	49:51.870	3	1	2:56.754	51.398	1:20.148	45.208	142.7	10:00.543
14	1	2:43.072	48.284	1:12.655	42.133	154.6	52:34.942	4	1	2:53.117	50.936	1:17.678	44.503	145.6	12:53.660
15	1	2:52.453 B	47.053	1:14.452	50.948	146.2	55:27.395	5	1	5:37.703	3:33.700	1:18.454	45.549	74.7	18:31.363
<b>2</b> <b>VIP CHALLENGE</b> 1.Olivier PERNAUT ST 2.Jean-Noel LANCUIT								6	1	2:54.119	50.174	1:19.656	44.289	144.8	21:25.482
1	1	3:51.581	1:48.547	1:20.267	42.767	108.9	3:51.581	7	1	3:05.458 B	50.088	1:19.502	55.868	136.0	24:30.940
2	1	2:49.311	48.171	1:16.336	44.804	148.9	6:40.892	8	1	4:03.075	2:00.842	1:17.611	44.622	103.7	28:34.015
3	1	2:42.141	47.975	1:12.532	41.634	155.5	9:23.033	9	1	3:03.154 B	51.113	1:17.271	54.770	137.7	31:37.169
4	1	2:39.031	46.140	1:11.359	41.532	158.5	12:02.064	10	1	5:00.296 B	2:47.234	1:18.752	54.310	84.0	36:37.465
5	1	3:31.256 B	45.589	1:18.672	1:26.995	119.4	15:33.320	11	1	6:19.091 B	4:05.496	1:18.175	55.420	66.5	42:56.556
6	1	3:50.604	1:57.374	1:11.874	41.356	109.3	19:23.924	<b>6</b> <b>MULLER RACING</b> 1.Patrick LHOSTE ST 2.Cedric GOUHAZ							
7	1	2:38.369	45.438	1:11.357	41.574	159.2	22:02.293	1	1	3:40.076	1:28.851	1:23.992	47.233	114.6	3:40.076
8	1	2:39.050	46.614	1:12.000	40.436	158.5	24:41.343	2	1	3:02.980	52.160	1:20.274	50.546	137.8	6:43.056
9	1	2:39.015	45.220	1:13.401	40.394	158.6	27:20.358	<b>7</b> <b>CAP LIBERTE</b> 1.Rudy SERVOL ST							
10	1	2:53.630 B	45.456	1:11.763	56.411	145.2	30:13.988	1	1	3:49.444	1:50.564	1:16.385	42.495	109.9	3:49.444
11	1	5:13.399	3:20.651	1:10.962	41.786	80.5	35:27.387	2	1	2:43.609	46.647	1:15.764	41.198	154.1	6:33.053
12	1	2:39.142	47.689	1:10.733	40.720	158.4	38:06.529	3	1	2:35.996	45.547	1:10.211	40.238	161.6	9:09.049
13	1	2:37.580	45.580	1:11.755	40.245	160.0	40:44.109	4	1	2:38.473	45.539	1:10.537	42.397	159.1	11:47.522
14	1	2:37.284	45.525	1:11.522	40.237	160.3	43:21.393	5	1	3:30.483 B	45.856	1:22.702	1:21.925	119.8	15:18.005
15	1	2:36.216	45.543	1:10.215	40.458	161.4	45:57.609	6	1	8:45.136	6:53.877	1:09.470	41.789	48.0	24:03.141
16	1	2:38.020	45.634	1:11.475	40.911	159.6	48:35.629	7	1	2:35.787	45.934	1:09.329	40.524	161.9	26:38.928
17	1	3:11.108 B	46.018	1:22.117	1:02.973	131.9	51:46.737	8	1	3:12.309 B	45.989	1:36.105	50.215	131.1	29:51.237
<b>3</b> <b>ARCTIC RACING</b> 1.Jean-Philippe DAYRAUT ST								9	1	5:43.044	3:52.486	1:09.972	40.586	73.5	35:34.281
1	1	2:57.912	1:01.758	1:15.285	40.869	141.7	2:57.912	10	1	2:36.777	45.126	1:11.520	40.131	160.8	38:11.058
2	1	2:47.199 B	47.836	1:11.665	47.698	150.8	5:45.111	11	1	2:34.407	45.514	1:08.967	39.926	163.3	40:45.465
3	1	6:26.703 B	4:31.205	1:09.422	46.076	65.2	12:11.814	12	1	2:49.093 B	45.023	1:10.827	53.243	149.1	43:34.558
4	1	7:01.779	5:12.462	1:09.320	39.997	59.8	19:13.593	13	1	5:38.278	3:47.763	1:09.306	41.209	74.5	49:12.836
5	1	2:43.303 B	45.282	1:10.110	47.911	154.4	21:56.896	14	1	2:37.204	45.079	1:09.772	42.353	160.4	51:50.040
6	1	6:11.606	4:11.358	1:10.574	49.674	67.9	28:08.502	15	1	2:36.058	46.467	1:09.438	40.153	161.6	54:26.098
7	1	2:34.603	45.245	1:08.878	40.480	163.1	30:43.105	16	1	2:35.800	45.574	1:09.480	40.746	161.8	57:01.898
8	1	2:34.888	45.309	1:09.350	40.229	162.8	33:17.993	17	1	2:36.964	45.989	1:10.960	40.015	160.6	59:38.862
9	1	2:34.274	45.012	1:09.482	39.780	163.4	35:52.267	18	1	2:50.277	45.549	1:13.666	51.062	148.1	1:02:29.139
10	1	2:34.014	45.132	1:09.177	39.705	163.7	38:26.281	<b>8</b> <b>AGS EVENTS</b> 1.Manu DAMIANI M2L							
11	1	2:42.958 B	47.022	1:08.946	46.990	154.7	41:09.239	1	1	4:37.066	2:27.919	1:22.978	46.169	91.0	4:37.066
12	1	14:30.256	...	1:21.338	40.432	29.0	55:39.495								
13	1	2:38.792	45.805	1:11.457	41.530	158.8	58:18.287								
14	1	2:33.778	44.851	1:09.130	39.797	164.0	1:00:52.065								




**MITJET SERIES**  
SPA EURO RACE 2014  
FREE PRACTICE

## Analysis

<






**MITJET SERIES**  
SPA EURO RACE 2014  
FREE PRACTICE

## Analysis

[illegible]



**MITJET SERIES**  
SPA EURO RACE 2014  
FREE PRACTICE

## Analysis

Personal Best

Session Best

B

Crossing the finish line in pit lane

Lap	D	Time	Sector 1	Sector 2	Sector 3	Kph	Elapsed	
4	1	3:07.396	B	50.573	1:17.796	59.027	134.6	13:47.987
5	1	10:12.086	8:10.180	1:17.494	44.412	41.2	24:00.073	
6	1	2:50.541	50.117	1:16.575	43.849	147.8	26:50.614	
7	1	3:22.108	B	55.572	1:21.785	1:04.751	124.8	30:12.722
8	1	6:24.877	4:24.492	1:16.224	44.161	65.5	36:37.599	
9	1	3:03.028	B	49.899	1:16.277	56.852	137.8	39:40.627
10	1	10:35.389	8:29.166	1:20.627	45.596	39.7	50:16.016	
11	1	2:51.426	50.265	1:17.089	44.072	147.1	53:07.442	
12	1	3:14.062	B	49.988	1:27.637	56.437	129.9	56:21.504

41

YIP CHALLENGE

1.Thierry MALHOMME

2.Alexis ROGER

M2L

1	1	4:45.006	2:14.893	1:37.642	52.471	88.5	4:45.006	
2	1	3:16.684	56.969	1:29.964	49.751	128.2	8:01.690	
3	1	3:08.540	55.396	1:25.120	48.024	133.7	11:10.230	
4	1	3:19.653	B	54.285	1:23.583	1:01.785	126.3	14:29.883
5	1	4:57.512	2:45.101	1:25.224	47.187	84.8	19:27.395	
6	1	2:59.636	52.889	1:20.678	46.069	140.4	22:27.031	
7	1	2:58.377	52.662	1:19.679	46.036	141.4	25:25.408	
8	1	2:57.716	51.280	1:20.484	45.952	141.9	28:23.124	
9	1	2:55.564	51.705	1:18.409	45.450	143.6	31:18.688	
10	1	3:14.241	B	51.767	1:22.943	59.531	129.8	34:32.929
11	1	8:52.194	6:44.385	1:22.038	45.771	47.4	43:25.123	
12	1	2:54.371	50.675	1:18.857	44.839	144.6	46:19.494	
13	1	2:54.891	51.818	1:17.632	45.441	144.2	49:14.385	
14	1	2:59.873	53.889	1:18.275	47.709	140.2	52:14.258	
15	1	3:20.264	B	55.318	1:23.275	1:01.671	125.9	55:34.522
16	1	5:16.105	2:33.836	1:35.646	1:06.623	79.8	1:00:50.627	

46

NO LIMIT

1.Stephane BAILLY

2.Geoffrey DE NARDA

ST

1	1	3:57.830	2:00.160	1:16.699	40.971	106.0	3:57.830	
2	1	2:45.009	46.487	1:13.987	44.535	152.8	6:42.839	
3	1	2:40.770	46.602	1:12.354	41.814	156.8	9:23.609	
4	1	2:39.097	45.926	1:11.349	41.822	158.5	12:02.706	
5	1	3:32.171	B	45.967	1:18.359	1:27.845	118.8	15:34.877
6	1	5:28.661	3:35.194	1:13.177	40.290	76.7	21:03.538	
7	1	2:36.979	45.128	1:11.688	40.163	160.6	23:40.517	
8	1	2:36.339	45.357	1:10.782	40.200	161.3	26:16.856	
9	1	2:53.797	B	50.051	1:11.296	52.450	145.1	29:10.653
10	1	7:11.791	5:13.227	1:16.032	42.532	58.4	36:22.444	
11	1	2:46.391	47.408	1:15.865	43.118	151.5	39:08.835	
12	1	2:44.760	47.604	1:14.580	42.576	153.0	41:53.595	
13	1	2:43.999	46.917	1:14.129	42.953	153.7	44:37.594	
14	1	2:44.450	47.432	1:14.539	42.479	153.3	47:22.044	
15	1	2:43.752	47.104	1:14.388	42.260	154.0	50:05.796	
16	1	2:44.237	46.787	1:13.970	43.480	153.5	52:50.033	
17	1	2:43.171	46.879	1:13.984	42.308	154.5	55:33.204	
18	1	2:43.210	46.963	1:13.899	42.348	154.5	58:16.414	
19	1	2:43.714	46.780	1:14.519	42.415	154.0	1:01:00.128	

53

MULLER RACING

1.Jean PLEUVRY

M2L

1	1	3:38.398	1:23.200	1:27.266	47.932	115.5	3:38.398
2	1	3:06.545	54.421	1:23.797	48.327	135.2	6:44.943
3	1	3:01.614	53.066	1:21.453	47.095	138.8	9:46.557

Personal Best

Session Best

B

Crossing the finish line in pit lane

Lap	D	Time	Sector 1	Sector 2	Sector 3	Kph	Elapsed	
4	1	3:00.610	52.741	1:21.970	45.899	139.6	12:47.167	
5	1	3:35.134	B	55.954	1:36.264	1:02.916	117.2	16:22.301
6	1	4:21.985	2:12.943	1:22.314	46.728	96.2	20:44.286	
7	1	3:03.262	54.205	1:22.818	46.239	137.6	23:47.548	
8	1	3:00.176	52.758	1:21.067	46.351	139.9	26:47.724	
9	1	3:06.554	52.773	1:24.393	49.388	135.2	29:54.278	
10	1	3:12.303	B	53.678	1:21.754	56.871	131.1	33:06.581
11	1	12:50.549	...	1:20.961	47.632	32.7	45:57.130	
12	1	2:57.933	52.862	1:19.807	45.264	141.7	48:55.063	
13	1	2:57.855	51.911	1:20.305	45.639	141.8	51:52.918	
14	1	3:00.299	53.958	1:20.366	45.975	139.8	54:53.217	
15	1	3:11.025	B	53.105	1:21.707	56.213	132.0	58:04.242

54

NO LIMIT

1.Philippe DURST

2.Charles DURST

M2L

1	1	4:16.086	1:59.243	1:27.302	49.541	98.5	4:16.086	
2	1	3:08.162	54.392	1:24.259	49.511	134.0	7:24.248	
3	1	3:08.013	55.129	1:25.094	47.790	134.1	10:32.261	
4	1	3:24.276	B	54.298	1:24.656	1:05.322	123.4	13:56.537
5	1	7:50.821	5:40.497	1:23.141	47.183	53.6	21:47.358	
6	1	3:02.474	52.364	1:23.856	46.254	138.2	24:49.832	
7	1	3:03.031	52.251	1:24.558	46.222	137.8	27:52.863	
8	1	3:11.114	B	51.986	1:20.814	58.314	131.9	31:03.977
9	1	7:18.501	5:04.207	1:25.081	49.213	57.5	38:22.478	
10	1	3:07.685	54.202	1:25.222	48.261	134.3	41:30.163	
11	1	3:06.756	53.527	1:25.183	48.046	135.0	44:36.919	
12	1	3:09.179	53.609	1:26.239	49.331	133.3	47:46.098	
13	1	3:23.443	B	53.536	1:24.741	1:05.166	123.9	51:09.541
14	1	5:09.292	2:56.635	1:24.363	48.294	81.5	56:18.833	
15	1	3:00.533	52.152	1:22.248	46.133	139.7	59:19.366	
16	1	2:59.943	52.470	1:20.183	47.290	140.1	1:02:19.309	

55

MARTINET RACING

1.Hugo MARTINET

2.Franck PEYRI

M2L

1	1	2:50.490	42.665	1:21.269	46.556	147.9	2:50.490	
2	1	2:52.567	50.355	1:17.435	44.777	146.1	5:43.057	
3	1	2:51.024	50.380	1:16.471	44.173	147.4	8:34.081	
4	1	2:50.487	50.006	1:16.436	44.045	147.9	11:24.568	
5	1	3:07.930	B	49.713	1:16.555	1:01.662	134.2	14:32.498
6	1	8:24.938	6:13.924	1:22.698	48.316	49.9	22:57.436	
7	1	3:07.763	54.970	1:24.175	48.618	134.3	26:05.199	
8	1	3:05.920	53.495	1:23.741	48.684	135.6	29:11.119	
9	1	3:05.609	53.574	1:22.670	49.365	135.8	32:16.728	
10	1	3:06.328	54.004	1:24.154	48.170	135.3	35:23.056	
11	1	3:05.973	54.156	1:23.971	47.846	135.6	38:29.029	
12	1	3:06.032	53.159	1:24.732	48.141	135.5	41:35.061	
13	1	3:18.520	B	52.917	1:23.994	1:01.609	127.0	44:53.581
14	1	9:42.628	7:27.596	1:26.446	48.586	43.3	54:36.209	
15	1	3:05.411	53.228	1:22.952	49.231	136.0	57:41.620	
16	1	3:03.122	54.109	1:21.711	47.302	137.7	1:00:44.742	

56


JB EMERIC

1.Jean EMERIC

ST

1	1	2:47.205	47.958	1:16.655	42.592	150.8	2:47.205
2	1	2:39.592	46.645	1:11.989	40.958	158.0	5:26.797
3	1	2:38.224	46.041	1:11.517	40.666	159.4	8:05.027





## MITJET SERIES


### SPA EURO RACE 2014

### FREE PRACTICE

### Analysis

Personal Best Session Best B Crossing the finish line in pit lane


Lap	D	Time	Sector 1	Sector 2	Sector 3	Kph	Elapsed	Lap	D	Time	Sector 1	Sector 2	Sector 3	Kph	Elapsed	
4	1	2:38.906	45.762	1:12.529	40.615	158.7	10:43.927	<div>68</div> <div>MULLER RACING</div> <div>1.Yann EHRLACHER</div> <div>M2L</div>	1	1	3:15.556	1:04.965	1:24.452	46.139	128.9	3:15.556
5	1	2:51.955B	46.618	1:13.965	51.372	146.6	13:35.882		2	1	2:54.760	51.121	1:18.666	44.973	144.3	6:10.316
6	1	7:33.915	5:40.232	1:13.209	40.474	55.5	21:09.797		3	1	2:52.010	50.442	1:17.221	44.347	146.6	9:02.326
7	1	2:40.210	47.057	1:12.644	40.509	157.4	23:50.007		4	1	2:52.538	50.150	1:18.068	44.320	146.1	11:54.864
8	1	2:51.443B	48.573	1:13.356	49.514	147.1	26:41.450		5	1	3:44.577B	50.248	1:24.107	1:30.222	112.3	15:39.441
9	1	3:51.418	1:45.188	1:18.532	47.698	109.0	30:32.868		6	1	6:18.100	4:16.135	1:17.627	44.338	66.7	21:57.550
10	1	2:38.528	45.953	1:12.110	40.465	159.1	33:11.396		7	1	2:55.237	51.983	1:19.268	43.986	143.9	24:52.778
11	1	2:37.241	44.806	1:11.016	41.419	160.4	35:48.637		8	1	2:54.839	49.487	1:19.743	45.609	144.2	27:47.617
12	1	2:38.342	45.479	1:11.338	41.525	159.2	38:26.979		9	1	3:04.226B	50.727	1:16.699	56.800	136.9	30:51.843
13	1	2:39.089	46.671	1:11.873	40.545	158.5	41:06.068		10	1	6:38.097	4:27.723	1:18.302	52.072	63.3	37:29.940
14	1	2:37.820	45.359	1:12.020	40.441	159.8	43:43.888		11	1	2:52.776	50.839	1:17.918	44.019	145.9	40:22.716
15	1	2:38.125	45.744	1:11.561	40.820	159.5	46:22.013		12	1	2:50.644	50.014	1:16.909	43.721	147.8	43:13.360
16	1	2:37.862	45.904	1:11.545	40.413	159.7	48:59.875		13	1	3:06.493B	50.171	1:16.963	59.359	135.2	46:19.853
17	1	3:00.368B	53.421	1:13.278	53.669	139.8	52:00.243		14	1	5:14.724	3:07.110	1:19.593	48.021	80.1	51:34.577
18	1	4:25.751	2:19.855	1:20.749	45.147	94.9	56:25.994		15	1	2:51.565	50.360	1:16.987	44.218	147.0	54:26.142
19	1	2:38.417	45.412	1:12.912	40.093	159.2	59:04.411		16	1	2:56.872	50.421	1:18.082	48.369	142.6	57:23.014
20	1	2:38.434	45.513	1:12.222	40.699	159.1	1:01:42.845		17	1	2:51.793	50.445	1:17.127	44.221	146.8	1:00:14.807
<div>61</div> <div>BM92</div> <div>1.Jean-Philippe GRENIER</div> <div>2.Jacques-Olivier BRU</div> <div>M2L</div>																
1	1	3:39.863	1:18.014	1:31.118	50.731	114.7	3:39.863		<div>71</div> <div>SKR</div> <div>1.Christophe GILTAIRE</div> <div>M2L</div>	1	1	3:21.051	57.159	1:33.463	50.429	125.4
2	1	3:04.674	53.470	1:22.453	48.751	136.5	6:44.537	2		1	2:59.574	52.764	1:20.350	46.460	140.4	6:20.625
3	1	2:59.519	53.032	1:19.962	46.525	140.5	9:44.056	3		1	3:15.756B	52.287	1:20.195	1:03.274	128.8	9:36.381
4	1	2:57.131	51.682	1:19.585	45.864	142.3	12:41.187	4		1	5:54.330B	2:51.736	1:35.815	1:26.779	71.2	15:30.711
5	1	3:25.116	57.886	1:38.563	48.667	122.9	16:06.303	5		1	23:25.716	...	1:21.693	46.461	17.9	38:56.427
6	1	2:59.033	53.511	1:19.620	45.902	140.8	19:05.336	6		1	2:55.374	51.525	1:18.069	45.780	143.8	41:51.801
7	1	3:12.500B	51.595	1:19.481	1:01.424	131.0	22:17.836	7		1	3:01.760	51.473	1:20.617	49.670	138.7	44:53.561
8	1	6:43.412	4:38.521	1:18.767	46.124	62.5	29:01.248	8		1	2:56.776	51.712	1:18.966	46.098	142.6	47:50.337
9	1	2:56.461	51.682	1:19.124	45.655	142.9	31:57.709	9		1	3:08.864B	51.949	1:17.894	59.021	133.5	50:59.201
10	1	2:56.172	52.176	1:18.519	45.477	143.1	34:53.881									
11	1	2:53.471	50.878	1:17.924	44.669	145.4	37:47.352									
12	1	2:53.113	50.652	1:18.191	44.270	145.7	40:40.465									
13	1	3:03.127	50.487	1:19.670	52.970	137.7	43:43.592									
14	1	3:07.205B	51.096	1:18.516	57.593	134.7	46:50.797									
15	1	4:58.592	2:32.290	1:32.234	54.068	84.4	51:49.389									
16	1	2:54.201	50.676	1:18.198	45.327	144.7	54:43.590									
17	1	3:36.086B	51.331	1:29.675	1:15.080	116.7	58:19.676									
<div>64</div> <div>MULLER RACING</div> <div>1.Georges BARBOSA FERREIRA</div> <div>2.Fabien BOERI</div> <div>M2L</div>																
1	1	3:47.432	1:37.754	1:21.184	48.494	110.9	3:47.432	<div>78</div> <div>NO LIMIT</div> <div>1.Stephane GEORGE</div> <div>M2L</div>	1	1	4:29.975	2:15.073	1:26.694	48.208	93.4	4:29.975
2	1	2:59.854	52.368	1:20.736	46.750	140.2	6:47.286		2	1	2:54.502	50.969	1:16.655	46.878	144.5	7:24.477
3	1	2:59.528	53.037	1:19.495	46.996	140.4	9:46.814		3	1	2:50.423	50.221	1:16.236	43.966	148.0	10:14.900
4	1	2:58.272	52.312	1:19.616	46.344	141.4	12:45.086		4	1	2:49.584	49.656	1:15.955	43.973	148.7	13:04.484
5	1	3:36.205B	54.261	1:39.288	1:02.656	116.6	16:21.291		5	1	5:26.568	3:25.044	1:17.581	43.943	77.2	18:31.052
6	1	10:18.149	8:12.047	1:20.529	45.573	40.8	26:39.440		6	1	3:15.981B	49.930	1:28.359	57.692	128.7	21:47.033
7	1	2:55.744	51.669	1:18.578	45.497	143.5	29:35.184									
8	1	2:54.955	51.619	1:18.719	44.617	144.1	32:30.139									
9	1	2:54.290	51.334	1:18.003	44.953	144.7	35:24.429									
10	1	2:55.444	52.485	1:17.883	45.076	143.7	38:19.873									
11	1	2:53.596	51.673	1:17.366	44.557	145.2	41:13.469									
12	1	2:53.969	51.079	1:17.788	45.102	144.9	44:07.438									
13	1	2:54.058	51.663	1:17.600	44.795	144.9	47:01.496									
14	1	3:25.065B	51.596	1:18.518	1:14.951	123.0	50:26.561									
<div>61</div> <div>AGS EVENTS</div> <div>1.Lauris NAUROY</div> <div>M2L</div>																
1	1	4:50.871	2:27.123	1:31.275	52.473	86.7	4:50.871	<div>79</div> <div>AGS EVENTS</div> <div>1.Lauris NAUROY</div> <div>M2L</div>	1	1	2:53.397	50.625	1:17.867	44.905	145.4	7:44.268
2	1	2:52.799	50.904	1:17.721	44.174	145.9	10:37.067		2	1	2:52.799	50.904	1:17.721	44.174	145.9	10:37.067
3	1	3:43.199B	50.059	1:36.646	1:16.494	113.0	14:20.266		3	1	3:43.199B	50.059	1:36.646	1:16.494	113.0	14:20.266
4	1	8:20.889	6:03.331	1:26.903	50.655	50.3	22:41.155		4	1	2:59.704B	50.674	1:16.810	52.220	140.3	25:40.859
5	1	5:02.319	3:00.820	1:16.945	44.554	83.4	30:43.178		5	1	5:02.319	3:00.820	1:16.945	44.554	83.4	30:43.178
6	1	2:51.904	49.801	1:17.962	44.141	146.7	33:35.082		6	1	2:51.904	49.801	1:17.962	44.141	146.7	33:35.082
7	1	2:51.904	49.801	1:17.962	44.141	146.7	33:35.082		7	1	2:51.904	49.801	1:17.962	44.141	146.7	33:35.082
8	1	2:51.904	49.801	1:17.962	44.141	146.7	33:35.082		8	1	2:51.904	49.801	1:17.962	44.141	146.7	33:35.082



**MITJET SERIES**  
SPA EURO RACE 2014  
FREE PRACTICE

## Analysis

[illegible]




## MITJET SERIES

### SPA EURO RACE 2014

### FREE PRACTICE

### Analysis

Personal Best								Session Best								Crossing the finish line in pit lane							
Lap	D	Time	Sector 1	Sector 2	Sector 3	Kph	Elapsed	Lap	D	Time	Sector 1	Sector 2	Sector 3	Kph	Elapsed	Lap	D	Time	Sector 1	Sector 2	Sector 3	Kph	Elapsed
16	1	3:11.958B	47.975	1:30.390	53.593	131.4	57:13.884	3	1	3:15.999	51.150	1:39.737	45.112	128.6	10:41.057	4	1	3:12.790B	50.272	1:18.966	1:03.552	130.8	13:53.847
<div>110</div> <div>AGS EVENTS</div> <div>1. Benjamin CASADIO TASTU</div> <div>2. Rodolphe WALLGREN</div> <div>M2L</div>								5	1	4:52.832	2:45.601	1:18.127	49.104	86.1	18:46.679	6	1	2:54.184	50.468	1:17.829	45.887	144.8	21:40.863
								7	1	2:52.311	50.829	1:16.973	44.509	146.3	24:33.174	8	1	2:56.688	50.518	1:21.638	44.532	142.7	27:29.862
								9	1	2:52.037	50.479	1:17.027	44.531	146.6	30:21.899	10	1	3:19.790B	50.331	1:20.518	1:08.941	126.2	33:41.689
								11	1	8:02.568	6:01.420	1:16.884	44.264	52.2	41:44.257	12	1	2:55.599	49.863	1:20.620	45.116	143.6	44:39.856
								13	1	2:50.931	49.927	1:16.644	44.360	147.5	47:30.787	14	1	2:55.461	49.616	1:21.547	44.298	143.7	50:26.248
1	1	4:42.633	2:19.022	1:36.014	47.597	89.2	4:42.633	15	1	2:51.306	49.463	1:17.351	44.492	147.2	53:17.554								
2	1	2:53.177	51.313	1:17.328	44.536	145.6	7:35.810	16	1	3:03.386	49.512	1:24.441	49.433	137.5	56:20.940								
3	1	3:01.766B	50.643	1:17.459	53.664	138.7	10:37.576	17	1	2:51.813	49.431	1:17.281	45.101	146.8	59:12.753								
4	1	7:24.167	5:22.797	1:17.222	44.148	56.8	18:01.743	18	1	3:24.897	51.702	1:39.022	54.173	123.1	1:02:37.650								
5	1	2:53.836	51.979	1:17.325	44.532	145.0	20:55.579	<div>166</div> <div>ARCTIC RACING</div> <div>1. Stanislav YAROVY</div> <div>M2L</div>								1	1	3:48.289	1:35.036	1:23.606	49.647	110.4	3:48.289
6	1	2:52.009	50.628	1:16.690	44.691	146.6	23:47.588									2	1	3:06.726	53.046	1:26.840	46.840	135.0	6:55.015
7	1	3:00.918B	50.726	1:17.647	52.545	139.4	26:48.506									3	1	3:00.672	52.515	1:21.748	46.409	139.6	9:55.687
8	1	10:33.209	8:20.630	1:25.866	46.713	39.8	37:21.715									4	1	3:00.063	51.956	1:22.159	45.948	140.0	12:55.750
9	1	3:03.036	52.353	1:23.823	46.860	137.8	40:24.751									5	1	3:33.878B	59.475	1:31.078	1:03.325	117.9	16:29.628
10	1	2:58.930	51.927	1:21.373	45.630	140.9	43:23.681	6	1	4:33.866	2:25.217	1:22.664	45.985	92.1	21:03.494								
11	1	3:02.883	51.525	1:25.270	46.088	137.9	46:26.564	7	1	3:01.136	52.154	1:21.967	47.015	139.2	24:04.630								
12	1	2:59.081	51.898	1:20.293	46.890	140.8	49:25.645	8	1	2:58.622	52.274	1:20.507	45.841	141.2	27:03.252								
13	1	2:56.702	51.969	1:19.282	45.451	142.7	52:22.347	9	1	3:01.726	53.257	1:21.110	47.359	138.7	30:04.978								
14	1	3:14.255B	51.422	1:19.615	1:03.218	129.8	55:36.602	10	1	3:00.611	51.659	1:23.003	45.949	139.6	33:05.589								
<div>111</div> <div>ARCTIC RACING</div> <div>1. Mikhail MAKAROVSKIY</div> <div>M2L</div>								11	1	2:58.998	51.818	1:21.695	45.485	140.9	36:04.587								
								12	1	2:56.993	51.955	1:19.565	45.473	142.5	39:01.580								
								13	1	3:10.017B	51.785	1:22.241	55.991	132.7	42:11.597								
								14	1	8:12.951	6:05.191	1:20.639	47.121	51.1	50:24.548								
								15	1	2:57.201	51.480	1:20.141	45.580	142.3	53:21.749								
<div>117</div> <div>ARCTIC RACING</div> <div>1. Sergey EGOROV</div> <div>M2L</div>								16	1	3:00.571	52.181	1:21.918	46.472	139.6	56:22.320								
								17	1	3:12.871B	51.202	1:20.636	1:01.033	130.7	59:35.191								
								<div>177</div> <div>ARCTIC RACING</div> <div>1. Igor MURAVLEV</div> <div>M2L</div>								1	1	4:17.795	2:02.122	1:27.657	48.016	97.8	4:17.795
																2	1	3:27.297B	53.264	1:25.364	1:08.669	121.6	7:45.092
																3	1	4:19.734	2:06.209	1:24.670	48.855	97.1	12:04.826
4	1	3:38.802B	52.664	1:36.287	1:09.851	115.2	15:43.628																
5	1	5:35.105	3:23.091	1:23.702	48.312	75.2	21:18.733																
<div>133</div> <div>ARCTIC RACING</div> <div>1. Stanislav SERENZHENKOV</div> <div>M2L</div>								6	1	3:33.958	53.148	1:53.828	46.982	117.8	24:52.691								
								7	1	3:31.666	51.954	1:52.106	47.606	119.1	28:24.357								
								8	1	3:02.742	52.044	1:22.607	48.091	138.0	31:27.099								
								9	1	3:24.685B	52.837	1:23.864	1:07.984	123.2	34:51.784								
								10	1	5:45.982	3:30.453	1:25.822	49.707	72.9	40:37.766								
<div>133</div> <div>ARCTIC RACING</div> <div>1. Stanislav SERENZHENKOV</div> <div>M2L</div>								11	1	3:02.203	52.484	1:22.640	47.079	138.4	43:39.969								
								12	1	3:20.783B	59.037	1:22.234	59.512	125.6	47:00.752								
								13	1	6:01.764	3:48.735	1:25.509	47.520	69.7	53:02.516								
								14	1	3:14.104	53.214	1:33.325	47.565	129.9	56:16.620								
								15	1	3:03.305	53.953	1:23.220	46.132	137.6	59:19.925								
<div>133</div> <div>ARCTIC RACING</div> <div>1. Stanislav SERENZHENKOV</div> <div>M2L</div>								16	1	3:00.845	52.827	1:21.723	46.295	139.4	1:02:20.770								
								1	1	4:18.294	1:43.335	1:47.891	47.068	97.6	4:18.294								
2	1	3:06.764	53.415	1:24.565	48.784	135.0	7:25.058																



# MITJET SERIES SPA EURO RACE 2014 FREE PRACTICE

## Analysis

■ Personal Best   
 ■ Session Best   
 B Crossing the finish line in pit lane

Lap	D	Time	Sector 1	Sector 2	Sector 3	Kph	Elapsed	Lap	D	Time	Sector 1	Sector 2	Sector 3	Kph	Elapsed
<b>197</b>		<b>ARCTIC RACING</b> 1. Povilas JANKAVICIUS M2L													
1	1	3:48.651	1:38.237	1:19.665	50.749	110.3	3:48.651								
2	1	3:03.392	53.323	1:23.730	46.339	137.5	6:52.043								
3	1	2:58.015	51.948	1:20.618	45.449	141.6	9:50.058								
4	1	2:51.440	49.314	1:17.645	44.481	147.1	12:41.498								
5	1	3:15.916	53.303	1:29.520	53.093	128.7	15:57.414								
6	1	2:52.961	50.028	1:17.532	45.401	145.8	18:50.375								
7	1	2:52.301	<span style="color: green;">49.187</span>	1:18.120	44.994	146.3	21:42.676								
8	1	2:52.741	49.534	1:18.988	44.219	146.0	24:35.417								
9	1	2:56.471	49.555	1:22.387	44.529	142.9	27:31.888								
10	1	3:02.070 <span style="color: black;">B</span>	50.114	1:17.416	54.540	138.5	30:33.958								
11	1	6:47.753	4:44.487	1:18.671	44.595	61.8	37:21.711								
12	1	2:52.896	50.107	1:17.717	45.072	145.8	40:14.607								
13	1	2:51.607	49.974	1:17.441	<span style="color: green;">44.192</span>	146.9	43:06.214								
14	1	<span style="color: green;">2:51.294</span>	49.786	<span style="color: green;">1:17.242</span>	44.266	147.2	45:57.508								
15	1	2:52.602	50.326	1:17.312	44.964	146.1	48:50.110								
16	1	2:52.446	50.019	1:17.548	44.879	146.2	51:42.556								
17	1	2:52.231	50.090	1:17.328	44.813	146.4	54:34.787								
18	1	2:53.900	50.171	1:18.017	45.712	145.0	57:28.687								
19	1	2:53.059	50.254	1:18.138	44.667	145.7	1:00:21.746								